

### APPLICATIONS

The GRUNDFOS CM pumps are designed to cover a wide variety of applications, ranging from small domestic installations to large industrial systems

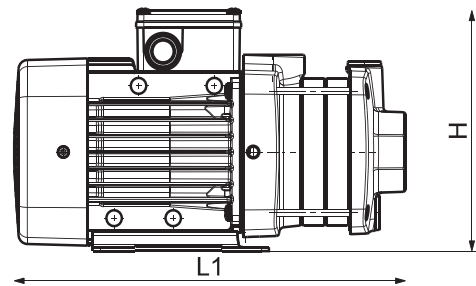
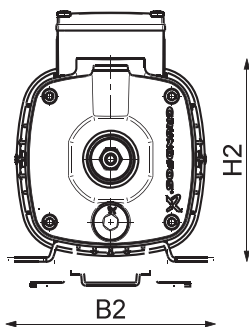
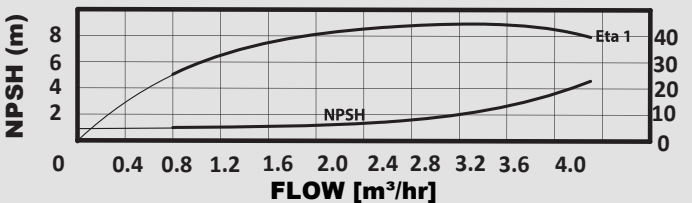
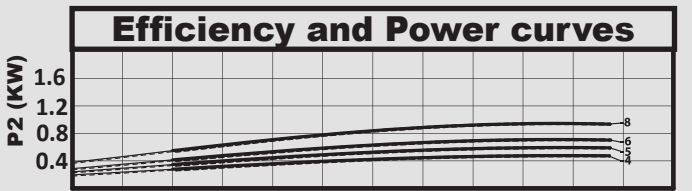
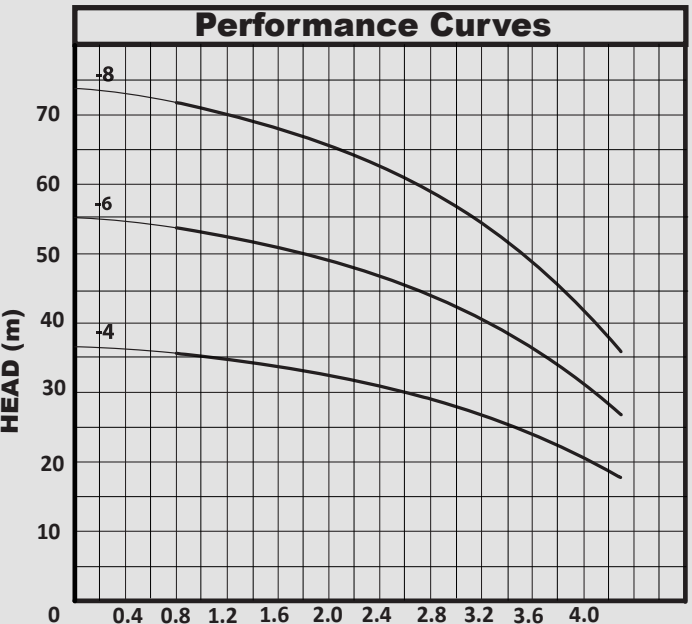
### CONSTRUCTION FEATURES

Compact design with pump and motor close coupled. Single phase motors are fitted with thermal overload protection. Axial suction and radial discharge ports. Front housing made of cast iron and impellers made of 304 stainless steel pump mounted on a base plate for ease of installation

**Pump Liquids:** Clean, thin, non-aggressive liquids without solid particles and fibre.

**Liquid temperature:** 0°C to 90°C

**Max. Operating pressure:** 10bar



### TECHNICAL DATA

| Pump Type | 1x240V kW | Operating Current | Start Current | Inlet | Outlet | DIMENSIONS(mm) |     |     | Weight (kg) |
|-----------|-----------|-------------------|---------------|-------|--------|----------------|-----|-----|-------------|
|           |           |                   |               |       |        | B2             | H2  | L1  |             |
| CM3-4     | 0.5       | 3.2               | 17            | 1"    | 1"     | 158            | 149 | 324 | 15          |
| CM3-6     | 0.67      | 4.2               | 16.4          | 1"    | 1"     | 158            | 149 | 400 | 17          |
| CM3-8     | 0.9       | 5.2               | 22.4          | 1"    | 1"     | 158            | 149 | 436 | 18          |