

# TAFLO

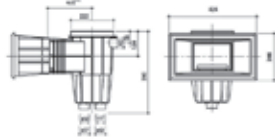
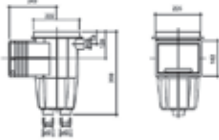
## POOL FITTINGS



**SQUARE LID SKIMMER**



**WIDE MOUTH SQUARE LID SKIMMER**



### WALL INLET FOR CONCRETE POOLS

Made of white ABS plastic with adjustable ball for alternative discharges. Ø25mm ball 7m<sup>3</sup>/hr. 2" external thread and 50mm internal slip connection. Also available in 2" unthreaded to be glued inside the Ø63mm pipe.



### SUCTION INLET FOR CONCRETE POOLS

Ø25mm ball 7m<sup>3</sup>/hr. 2" external thread and 50mm internal slip connection. Also available in 2" unthreaded to be glued inside the Ø63mm pipe.



### SQUARE GRILLS FOR MAIN DRAIN FOR CONCRETE POOLS

Made of Fibre glass with white finish Square grill available in two sizes: 300x300mm and 450mmx450mm:



### OVERFLOW GUTTER DRAIN FOR CONCRETE POOLS

Made of white ABS plastic 2½" male-threaded, Ø63mm inside. Stainless steel screws included.




### WALL CONDUIT FOR CONCRETE POOLS

Made of white ABS plastic . Pipe connection inside is Ø63mm externally and Ø50mm internally. Overall length is 30cm.



Single joint design



Double joint design

### OVERFLOW CHANNEL GRATING

Made of PP plastic. Modular "I" shaped profile. Width 250mm, Height 250mm, Height:25mm available in two colors: Ivory white, Brown and Blue.



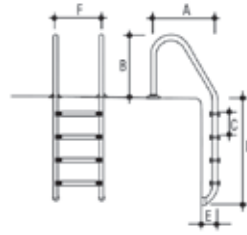
### Corner Tiles 90° plastic

Corner tiles made of PP plastic for an angle 90° and 25mm height.



### Corner Tiles 45° plastic

Corner tiles made of PP plastic for an angle 45° and 25mm height.



### POOL LADDERS WITH RUBBER PADDED STAINLESS STEEL TREADS

500mm width. Treads in AISI 304 quality stainless steel and anti-slip rubber pad. Handrails made of 42mm pipe are in AISI 304 quality polished stainless steel. Complete with plastic anchors, endcaps, bolts and nuts.

### Wall hanging flat color lights



### WHITE LED 20W/12V UNDER-WATER LIGHTS

Frame and niche made of ABS plastic. Complete with 20W/12V LED bulb



### JUNCTION BOX

Frame and niche made of ABS plastic. Complete with 20W/12V LED bulb



### TRANSFORMER

Housing made of heat resistant plastic. Gasket sealed lid. Input with glass fuse, outlet with special connection terminal. Complete with hardware necessary for fixing on the wall. Winding is completely sealed in polyurethane for humid rooms. IP65

Number of Treads	A	B	C	D	E	F
3	700	650	250	900	180	500
4	700	650	250	1150	180	500