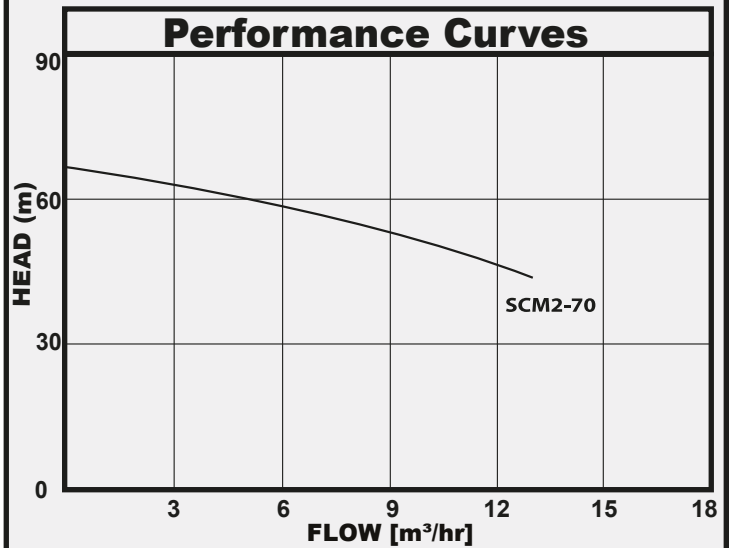


TAFLO

SCM2

HORIZONTAL CENTRIFUGAL PUMP



APPLICATIONS

The TAFLO SCM2 is a twin impeller centrifugal pump designed for continuous duty and are particularly suitable for water transfer, pressure boosting, industrial use as and irrigation systems

CONSTRUCTION FEATURES

Pump end comprises of cast iron pump body, Brass impellers and graphite/ceramic mechanical seal. Close coupled to squirrel cage induction motor, closed and cooled with external ventilation.

Motor Protection: IP44; **Insulation class:** B

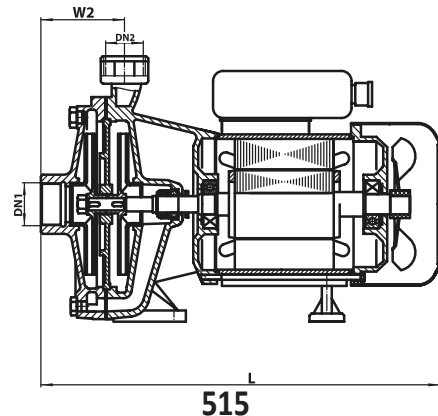
Terminal box protection: IP55

Liquid quality requirements: clean free from solids and abrasive substances.

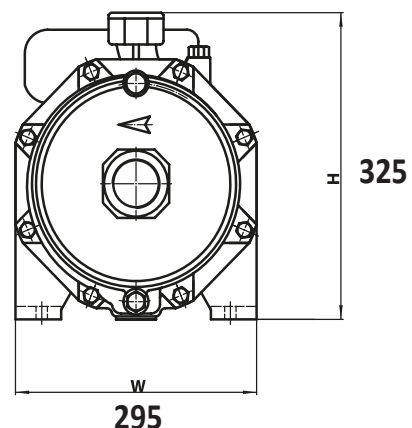
Temperature: 0°C to 40°C

Maximum suction depth: 8 m at sea level

Maximum operating pressure: 8bar



515



295

TECHNICAL DATA

MODEL	VOLTAGE	kW	HP	INLET	OUTLET	WEIGHT KG
SCM2-70	415V	3	4	1 1/2"	1 1/4"	51